



PRACTICE PUZZLES

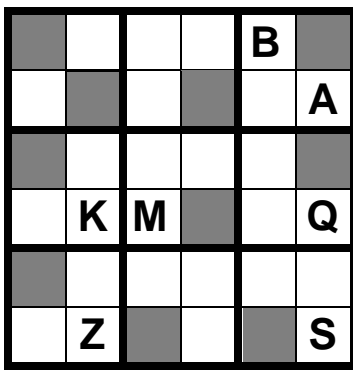
You can print these and try to solve them using pencil and eraser.

Then you can check your answers by clicking this website link. [\[Answers\]](#)

Here are the **PUZZLE RULES** again ↗

- Place the letters A to Z, in alphabetical order, one letter in each cell
- Finish each bold outlined box before starting another one.
- Each row and column can have only one vowel: A E I O U or Y

PRACTICE PUZZLE #1

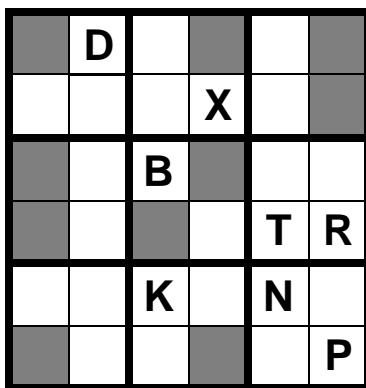


[\[Answers\]](#)

www.Mentagy.com

Once you finish these Practice Puzzles, you can try the Beginner Puzzles. Just click on [Play Mentagy](#) at the top of the website page. Once on the Play Mentagy page, hit the + sign next to **Beginner** and choose a puzzle number.

PRACTICE PUZZLE #2

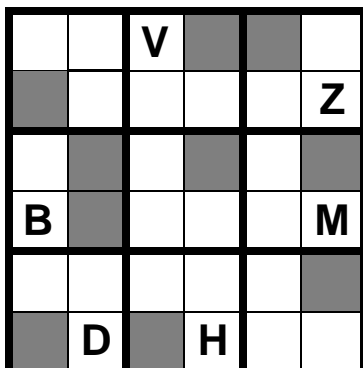


Like this puzzle? You'll love the pocket size book.

Complete with 101 puzzles from Beginner to Expert, there are challenges here for everyone. **The book has exactly one 4"x4" puzzle on each page.**

Please see the [Merchandise Page](#) for more information.

PRACTICE PUZZLE #3



You can't go wrong with Wooden Mentagy!

This beautifully hand crafted hardwood version puts you a step ahead. You can solve the puzzles by placing the letter pegs in the correct location. If you make a mistake, no need to erase. Just move the pegs until you get it right! Please see the [Merchandise Page](#) for more information.

Buy both and save on the price and shipping!

© Pasco Games May 2011

For personal use only.